

Flatbed Lockstitch

Images may include options.

Vetron









5000 - 5010 (1 needle)

5020 - 5030 (2 needle)

Compound Feed Machine

- All machine settings are programmable and storable: stitch length, sewing feet pressure, top feed stroke, needle thread tension, clearance under the sewing feet
- All control elements including bobbin winder, electronic hand wheel and reverse button are placed at the head module in the user's direct field of view
- Fast and precise set-up of the machine thus recall of a stored machine set-up
- Integrated, electric bobbin winder (continuous winding process even when machine stops)
- Tilt-assistant for easy cleaning and maintenance
- Integrated motor
- No use of compressed air
- User identification by USB-dongle
- Permanent measurement of material thickness thereby dynamic adjustment of needle thread tension, top feed stroke, sewing speed and sewing feet pressure

Technical Information

	Single needle on 5000 - 5010
	Two needle on 5020 - 5030
	Lockstitch
	Flat bed
	Bottom feed, needle feed and alternating feed
	Seam backtacking, thread trimming and sewing footlift, automatic
	Vertical hook large
	Vertical hook extra large



SPECIFICATIONS	
Max Sewing Speed (rpm)	4000
Max Stitch Length (mm)	12
Presser Foot Height (mm)	20
Needle System	134-135, 90-180
Thread	10/3



www.atlatt.com • sales@atlatt.com

PATENTS: Our equipment may be covered by one or more patents. Please go to the following web page for an up-to-date patent list: www.atlatt.com/patents
© 2017 Atlanta Attachment Co. 17014052517

362 Industrial Park Drive
Lawrenceville, GA 30046
+1 (770) 963-7369 • FAX +1 (770) 963-7641



Atlanta Attachment Company

The Company that
Sudden Service
built